

FHD 1080P Waterproof Police body camera

WiFi(P2P) + IR

Model:GL-H49

Description



360° Rotation clip



Plastic clip



Sling



USB Cable



Velcro



Bag

Description

Recording/IR

LED Indicators **Blinking Blue** - Recording
Solid Blue - Standby



Press **Power/Rec** once - device on(**Solid Blue LED**) 8~10sec after it will to record automatically(**Blinking Blue LED**)
Recording mode Press **Power/Rec** once, save file the device to standby(**Solid Blue LED**)

IR - Recording mode(**Blinking Blue LED**)

Press **Photo/IR** 2 sec, **IR LED on**

Press **Power/Rec** 2sec - device off(Automatic save and shutdown)
Blue LED turn off

Description

Take Photo

LED Indicators **Blinking Blue** - Recording
Solid Blue - Standby



Recording - Blinking Blue LED

Press **Photo/IR** once - take photo

Standby - Solid Blue LED

Press **Photo/IR** once - take photo(**Blue LED will Blink**)

Then device to standby(**Solid Blue LED**)

Description

Install the APP "UPC-700W" / WiFi on



LED Indicators

Blinking Blue - Recording
Solid Blue - Standby



WiFi On/Off

WiFi LED

Install the APP "UPC-700W" Scan the QR code on this page with the QR code reader on your smart phone. The app will be downloaded automatically

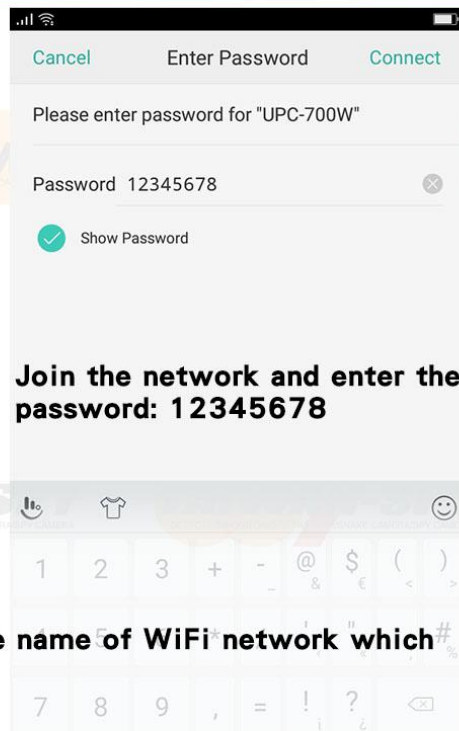
To manually install UPC-700W, go to APP store(iOS) or Play Store(Android) on your phone. Enter UPC-700W to search & download the APP "UPC-700W"

Recording - **Blinking Blue LED**

Press **WiFi** 2sec - WiFi on(**Blinking Blue WiFi LED**)

Description

Configure Device WiFi(P2P connection)



Join the network and enter the password: 12345678

Enable the WiFi to search for the name of WiFi network which is displayed as ID on the device.

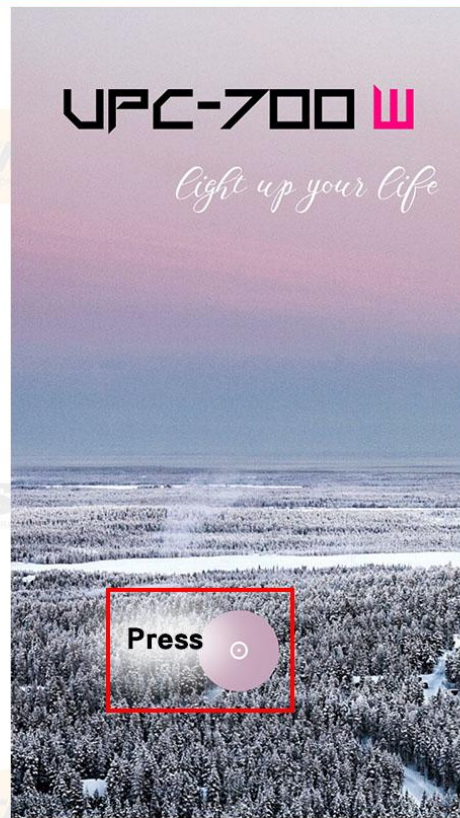
SSID: UPC-700W

Description

Start APP "UPC-700W"

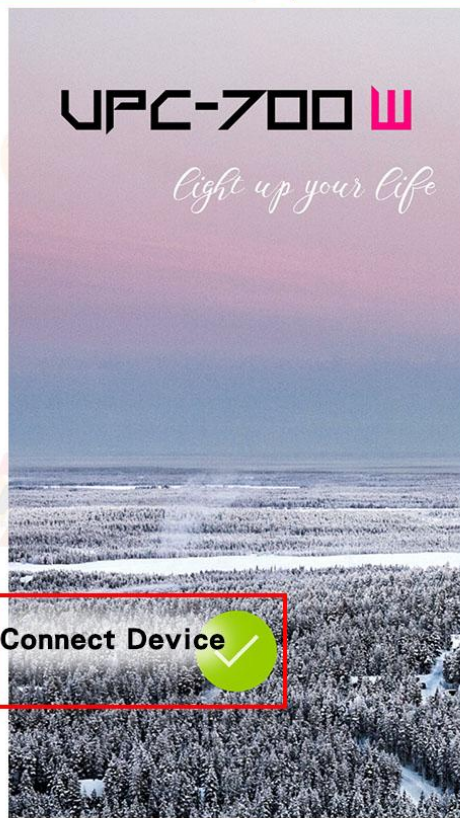


Start the APP "UPC-700W"

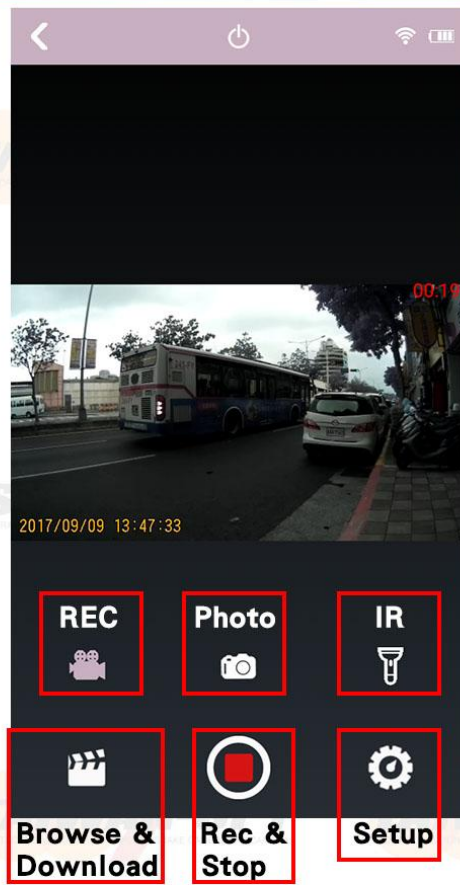


Description

Stream Live View



Connect Device



REC

Photo

IR

Browse & Download

Rec & Stop

Setup

Description

Charge the battery



- 1) USB connect transformer to device, power up **Solid Blue LED**
- 2) 8-10sec after **Blinking Blue LED**
- 3) Press Power/Rec 3-5sec - **Blinking Blue LED** turn off
Only left **Solid Red LED** - Charging

Note: USB connect transformer power up to device,
8-10sec after **Blinking Blue LED**,
it will start to record automatically.